

4 Type

- A** with adjustable plastic contact plate
- B** with fixed plastic contact plate



l_1	d_1	d_2	l_2 in clamping position								b	d_3	d_4	d_5	h Stroke at 90° lever movement	l_3 in clamping position min. max.		l_4 Adjustable range	l_5 in clamping position	l_6 in clamping position	t useable thread length
63	M 5	M 5	16	20	25	30	35	40	50	16	16	19	18,5	0,75	16,3	18,8	2,5	3	16,3	10	
63	M 6	M 6	16	20	25	30	35	40	50	16	16	19	18,5	0,75	16,3	18,8	2,5	3	16,3	10	
82	M 6	M 6	20	25	30	35	40	50	60	20	20	25	22,5	1	19,5	22,5	3	3,7	19,5	12	
82	M 8	M 8	20	25	30	35	40	50	60	20	20	25	22,5	1	19,5	22,5	3	3,7	19,5	12	
101	M 8	M 8	20	25	30	35	40	50	60	25	26	30	27	1,5	25,3	29,3	4	4,8	25,3	15	
101	M 10	M 10	20	25	30	35	40	50	60	25	26	30	27	1,5	25,3	29,3	4	4,8	25,3	15	

Specification

- **GN 927**
Lever
Zinc die casting
- plastic coated (abrasion proof epoxy resin)
- black, matt
 - **GN 927.3**
Lever
Steel (precision casting)
zinc plated, blue passivated
- This information applies to both standards:
- Axis, lag nut / screw
setting nut / screw
Steel
zinc plated, blue passivated
 - Contact plates
Plastic, glass fibre reinforced
- Type A: Polyacetal (POM)
- Type B: Polyamide (PA)
 - *Plastic characteristics* → Page 1141
 - **RoHS compliant**

Information

Clamping levers with eccentrical cam GN 927 / GN 927.3 are used for rapid clamping and releasing. Hereby, contrary to a clamping operation via a thread, these levers permit a **torque-free** clamping.

The lever has been designed to ensure that its movement cannot exceed the max. clamping force.

There are no loose components since they are all assembled and mounted in their correct order.

Type A has the following benefits:

The distance between the lever cam and the clamping surface is adjustable via a fine pitch thread, allowing the clamping position to be set easily with maximum clamping force. Also, the position of the lever relative to the clamping axis can be determined.

With these clamping levers with eccentrical cam GN 927 / GN 927.3, clamping forces of up to 8 kN can be reached.

Clamping levers with eccentrical cam, with screw

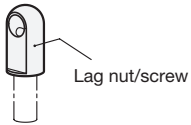
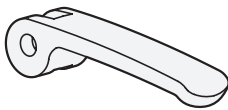
GN927-82-M8-25-A

1	l_1
2	d_2
3	l_2
4	Type

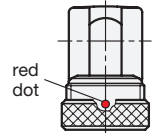
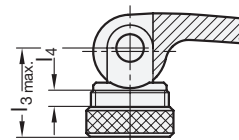
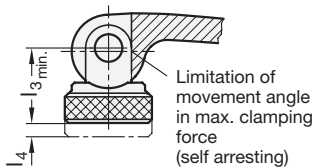
Clamping levers with eccentrical cam, with internal thread

GN927.3-63-M6-A

1	l_1
2	d_1
4	Type


Constructional features (Type A) / Application example


l_3 adjustable by the setting nut for optimum clamping force at the convenient lever position.



l_3 max. must not be exceeded, i.e. the red dot must not be visible.

Otherwise there is the risk that the positioning thread can no longer absorb the clamping force or may be damaged.