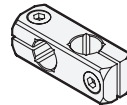
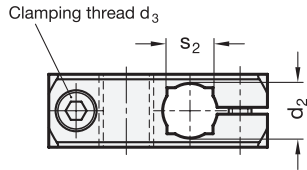
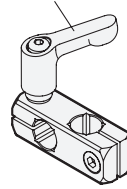


Clamping kit GN 511



1

2

d ₁ Bore B for shaft tol. h11	d ₂ Bore B for shaft tol. h11	k	d ₃ Clamping thread	l ₁	l ₂	m	s ₁ Square V	s ₂ Square V	Clamping kits for d ₃
B 8	B 8	14	M 4	37	13,5	10	-	-	GN 511-M4-14
B 10	B 8	16	M 5	46	17	12	8	-	GN 511-M5-16
B 10	B 10	16	M 5	46	17	12	8	8	GN 511-M5-16
B 12	B 8	16	M 5	48	17	14	10	-	GN 511-M5-16
B 12	B 12	16	M 5	48	17	14	10	10	GN 511-M5-16
B 15	B 10	20	M 6	58	20,5	17	12	8	GN 511-M6-20
B 15	B 12	20	M 6	58	20,5	17	12	10	GN 511-M6-20
B 15	B 15	20	M 6	58	20,5	17	12	12	GN 511-M6-20
B 16	B 12	20	M 6	59	20,5	18	-	10	GN 511-M6-20
B 16	B 16	20	M 6	59	20,5	18	-	-	GN 511-M6-20
B 20	B 15	25	M 6	65	21,5	22	16	12	GN 511-M6-25
B 20	B 16	25	M 6	65	21,5	22	16	-	GN 511-M6-25
B 20	B 20	25	M 6	65	21,5	22	16	16	GN 511-M6-25

Specification

- Aluminium
 - matt, slide ground
 - anodized, black
- Socket cap screws DIN 912
Stainless Steel AISI 304
- Stainless Steel characteristics → Page 1144
- RoHS-compliant

3

Information

The standard version of the clamping screw is a socket cap screw with hexagonal socket DIN 912. It can be replaced by a clamping kit GN 511 (see table of dimensions).

see also...

- Retaining rods / tubes GN 480.1 → Page 1085

Accessory

- Clamping kits GN 511 → Page 1086

How to order

GN 474-B12-B12-ELS

1	d ₁
2	d ₂
3	Finish